


PORTMASTER PM-3-S


Technische gegevens

Geschikt voor

Schoteldruk
 Maximale aslast per as
 Totaal toegestane massa
 Leeggewicht
 Nuttig laadvermogen
 Schotelhoogte
 Chassishoogte
 Bandenmaat
 Elektrische aansluitingen


Technische Daten

Geeignet für

Sattelast
 Max. Achslast per Achse
 Gesamt zulässige Masse
 Leergewicht
 Nutzlast
 Sattelhöhe
 Chassishöhe
 Reifengröße
 Elektrische Anschlüsse


Technical data

Suitable for

Kingpin weight
 Maximal Axleload / axle
 Gross trailer weight
 Empty weight
 Payload
 Fifthwheel height
 Chassisheight
 Tyresize
 Electrical connectors

PM-3-S

20 ft rear
 20 ft central
 20 ft tank
 30 ft
 2x 20 ft
 40 ft (HC)
 45 ft (optional)

16.000 kg

9.000 kg

43.000 kg

4.500 kg

38.500 kg

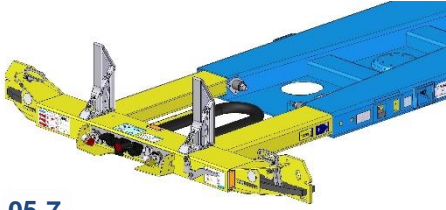
1.110 mm

1.110 mm

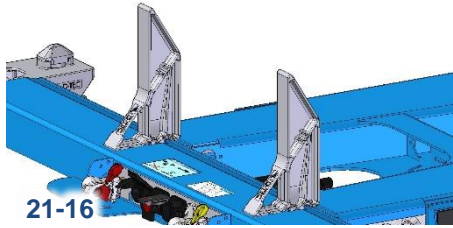
385/55 R22,5

1x 15 pin


OPTIES / OPTIONEN / OPTIONS



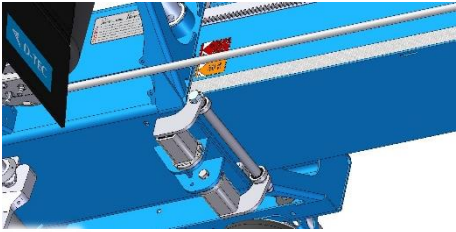
05-7



21-16



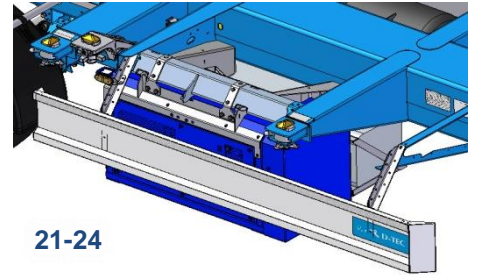
05-24




07-26




11-2-17




21-24



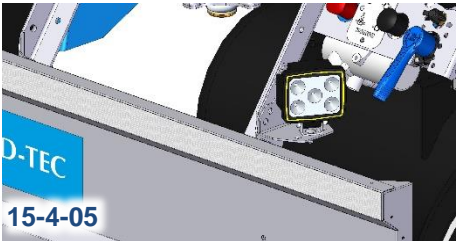
15-17



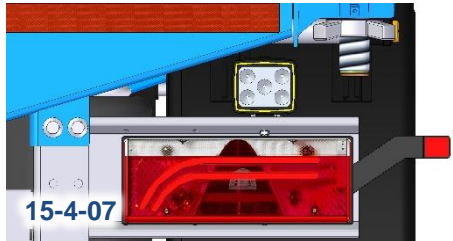
15-14



15-15



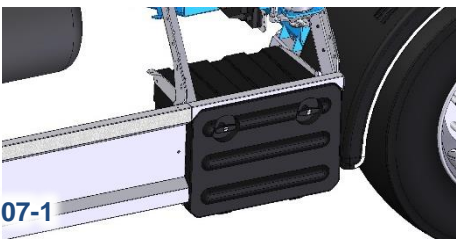
15-4-05



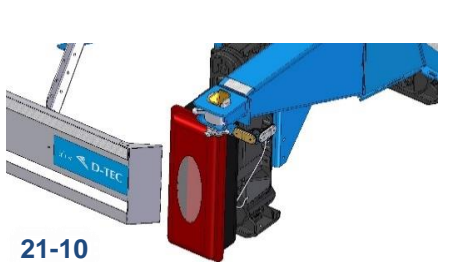
15-4-07



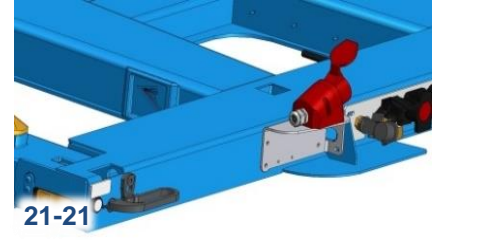
07-NS-9



07-1



21-10



21-21



It's a **D-TEC** www.d-tec.nl

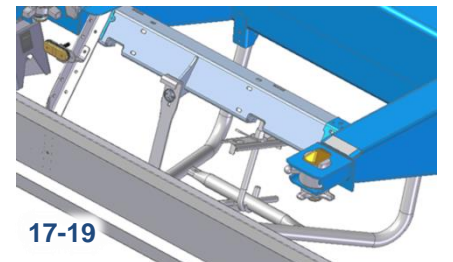


It's a **D-TEC** www.d-tec.nl

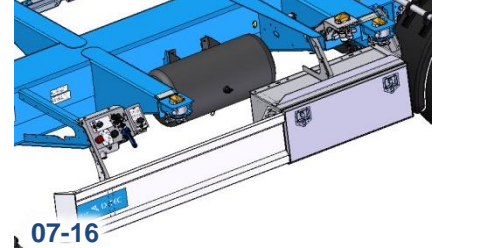


It's a **D-TEC** www.d-tec.nl




07-NS-12/13/14



17-19



07-16

					
Basis opties		Basis Optionen		Basic options	
11-4-15	Valx trommelrem	Valx Trommelbremsen		Valx drum brakes	
	As 1 liftas automatisch / manueel	Achse 1 Liftachse automatisch		Axle 1 liftaxle automatic / manual	
19-55	Bandenmaat 385/55R22,5	Reifengröße 385/55 R22,5		Tyresize 385/55 R22,5	
19-B	Banden keus D-TEC	Reifen nach Wahl D-TEC		Tyremake D-TEC choice	
	1 laags 2K natlak RAL 5015 / 9005	1 Schicht 2K RAL 5015 / 9005		1-Layer coating 2K RAL 5015 / 9005	
09-1-2	Bovenzijde schooperen	Oberseite spritzverzinkt		Topside schooping	
05-7	Flexilock voor 45' legaal	Flexilock für 45' legal		Flexilock for 45' legal	
21-5	2 Wielkeggen	2 Radkeile		2 Wheelwedges	
21-16	Containerstops	Containerstops		Containerstops	
Comfort opties		Komfort Optionen		Comfort options	
05-24	Stootstrip	Bumpstrip		Stoßleiste	
07-1	Kunststof gereedschapskist L / R	Kunststoff Werkzeugkasten L / R		Plastic toolbox left or right	
07-3	Kingpenslothouder	Halter für Königszapfenverriegelung		Holder for kingpinlock	
07-5	Gevaarlijke stoffen bord	Gefahrgutschild		ADR sign at the rear	
07-11	Verhoogde stekkerplaat	Erhöhte Anschlüsse vorne		Higher connectors at the front	
07-16	RVS gereedschapskist links / rechts	V2A Werkzeugkasten links / rechts		Stainless steel toolbox left / right	
07-28	A-bord	A-Schild		A-Sign	
	BPW / VALX/ Jost / SAF schijf	BPW / VALX/ Jost / SAF Scheibe		BPW / VALX/ Jost / SAF disc	
	BPW trommelremmen	BPW Trommelbremsen		BPW drumbrakes	
07-40	Steunpoten met rolvoet	Landing legs with rollerfoot		Stützbeine mit Rolle	
11-FT-2	As 1 liftas automatisch, as 3 manueel	Achse 1 Liftachse aut., Achse 3 man.		Axle 1 liftaxle automatic, axle 3 man.	
11-FT-3	As 1 en 3 liftas automatisch	Achse 1 und 3 Liftachse automatisch		Axle 1 and 3 liftaxle automatic	
11-FT-S2	As 1 en 3 liftas manueel	Achse 1 und 3 Liftachse manuell		Axle 1 and 3 liftaxle manual	
09-1-1	Volledig schooperen	Völlig spritzverzinkt		Full schooping	
	Standard Coating in RAL 3002,	RAL 5002, RAL 5010, RAL 5015,		RAL 7016, RAL 7021, RAL 9005	
09-4-3	naven + doppen spuiten	Naben und Kappen lackiert		Hubs and caps painted	
	Verlichtingsplaten chassiskleur / wit	Beleuchtungs- und Nummernschildträger in Chassisfarbe / weiss lackiert		Lighting panels chassiscolor / white	
09-5-01	Steunpoten en ketel in chassiskleur	Stützbeine und Luftkessel in Chassisfarbe lackiert		Landing legs + air res. in chassis color	
11-2-17	laatste as naloop gestuurd	Letzte Achse nachlaufgelenkt		Last axle steeringaxle	
	2, 4 of 6 ronde 3-kamer lampen	2, 4 oder 6 ronde Rückleuchten		2, 4 or 6 round 3 chamber rear lights	
15-1	15-polige stekker met 2x7p ISO-N+S	15-poligen Stecker mit 2x7p ISO N+S		15-pin connector with 2x7p ISO N+S	
15-16	Alle lampen in led uitvoering	Komplette Beleuchtung in LED		All lights at the rear in LED	
15-4-05	Led werklampen op de zijafscherming	LED Arbeitsscheinwerfer auf seitlicher Anfahrerschutz		LED worklights on sideguards	
15-4-07	Led werklampen achter	LED Arbeitsscheinwerfer am Heck		LED worklights at the rear	
17-7	Documenten koker uit plastic.	Dokubox Kunststoff		Document tube	
17-19	Reserwieldrager	Reserveradträger		Sparewheelcarrier	
	D-TEC spatlap blauw / zwart / wit	Schmutzfänger blau / schwarz / weiß		D-TEC mudflap blue / black / white	
19-65	Bandenmaat 385/65R22,5.	Reifengröße 385/65 R22,5		Tyresize 385/65 R22,5	
	Continental / Hankook	Goodyear / Bridgestone		Michelin	
	Reserwiel staal 385/65 of 55	Reserverad Stahlfelge 385/65 oder 55		Sparewheel steel 385/65 or 55	
21-10	Houder zonder 6 kg brandblusser	Halter ohne 6kg Feuerlöscher		Holder without 6kg fire extinguisher	
21-24	Genset Genmark	Genset Genmark		Genset Genmark	
03-4-A	ADR-fabrikantverklaring	ADR Herstellerbestätigung		ADR Manufacturer certificate	
25-NS-2	LZV uitgevoerd en gekeurd	nur für NL		only NL	
17-2	ADR/VLG uitvoering incl certificaat	nur für NL		only NL	

